










# Classic & Exotic Service, Inc.

**Experts in the Restoration and Maintenance of Prewar Cars**









**Supplier of Specialty Parts for Prewar Cars**



Classic & Exotic Service, Inc.  
 2032 Heide, Troy MI 48084 USA  
 Phone: 1.248.269.9414  
 E-mail: Parts@classicandexotic.com  
 WWW: <http://www.classicandexotic.com>

	SKU	Product Name	Price
<b>Bentley</b>			
	BENT-0011	8 Liter Bentley Throw Out Bearing Lock Tab Throw out bearing lock tab for use on 8 Liter Bentley. Material: 1074 Spring steel sheet; Finish: Natural; OD: 1.00; ID: .625; Small tab width: .300; Large tab width: .375; Thickness: .042.	\$ 16.50
<b>Bugatti</b>			
	BUG-0021	Bugatti Type 57 Clutch Lever Torsion Spring Clutch lever torsion spring for Bugatti Type 57. Measures 3.325 OAL, wire is .110 thick and approximately .566 OD.	\$ 16.50
<b>Cadillac</b>			
	CAD-0093	1916-36 Cadillac Brake and Clutch Pedal Return Spring Brake and clutch pedal return spring for use on the 1916 - 1936 Cadillac and LaSalle. Cadillac part number 32513, group numbers 5.0362 and 4.4222. Material: Steel; Finish: Natural; OD: .637; Number of coils: 48; Coil length: 3.9375; Wire: .075; Hook: 1.325 x 1.063 x .125.	\$ 25.75
<b>Cord</b>			
	COR-0028	Cord L-29 Brake & Clutch Pedal Spring Brake and clutch pedal return spring for use on Cord L-29. Cord part number C2-5007. Material: Steel; OAL: 19.00; Coil length: 6.375; Coil OD: .555; Wire: .062; Hook length: .750.	\$ 15.50
	COR-0029	Cord L-29 Clutch & Brake Pedal Return Spring Bracket Laser cut steel bracket to attach the clutch and brake pedal return springs on Cord L-29. Material: Spring steel; OAL: 1.140; Large OD: .750; Small OD: .259; Large ID: .460; Small ID: .150; Thickness: .0478.	\$ 6.00
<b>Ferrari</b>			
	MISC-0124-A MISC-0124-B	1962 Ferrari 250 Clutch Linkage Ball & Socket Clutch linkage ball and socket produced for 1962 Ferrari Pininfarina 250 coupe - may also fit other years and models. Available with right or left hand socket. This ball and socket has been heat treated and black oxide coated, measurements as follows: 42mm x 46mm, OD on ball is approx. 22 1/4mm, thread size is m10 x 1.5 on ball end and M10 x 1.0 on the socket end.	\$ 154.50
	Various Part Numbers	Ferrari Hydraulic Brake and Clutch Hoses Hydraulic brake and clutch hoses for vintage and classic Ferrari. Hoses can be produced in any specified length for any model of car. Normal production time is 24 hours or less - same day service in most instances. Some hoses may require additional processing time if a sample is required. Call for info & pricing.	\$
<b>Isotta Fraschini</b>			
	MISC-0315	Isotta Fraschini Clutch Stud Hardened steel stud with M8 x 1.25 threads on both ends. For use in the clutch of Isotta Fraschini. Material: 4140 Steel, heat treat grade 8; Finish: Natural; Thread: M8 x 1.25; Thread length: 15mm, 12mm; OAL: 35.5mm; OD: 8mm.	\$ 15.50

	SKU	Product Name	Price
<b>Long Clutch</b>			
	CL-0001	Long Clutch Pressure Plate Model 29A Long clutch Model 29A pressure plate. Plate thickness: .500.	\$ 386.25
	CL-0002	Long Clutch Center Plate Model 29A Long clutch Model 29A center plate. Plate thickness: .437.	\$ 437.75
	J-1513	Long Clutch Driven Plate Separator Spring Long clutch driven plate separator spring. This flat steel spring rivets to the center plate and holds the center plate away from the flywheel when the clutch is released. For use with Long Clutch Model 31A and others. Three pair per disk are usually required, some applications only require three springs.	\$ 9.50
	J-1525	Long Clutch Torsion Spring Torsion spring for center hub in friction disk. Used on single and double plate Long clutches. For use with Model 31A and others. Material: Compression spring; OD: .557; Wire DIA: .140; Free length: 1.062.	\$ 6.25
	J-1529	5/16-24 Bolt For Long Clutch Release Lever Special headed Long clutch release lever bolt made from heat-treated, high-carbon steel. For use in Long Clutch Model 31A and others. 5/16-24 bolt x 2 1/8 long with a slot in the threaded end.	\$ 9.00
	J-1530	5/16-24 Lock Nut for Long Clutch Finger Adjusting Bolts Steel nut with 5/16-24 thread with a special shape so it can be staked to the finger adjusting bolt on a Long clutch to lock in place after the clutch is adjusted. For use with Long Clutch Model 31A and others.	\$ 3.25
	J-1532	Long Clutch Release Lever Spring Springs to fit over the release lever bolt between the pressure plate and the release lever on Long clutches. For Long Clutch Models 31A and others. Measures .078 Dia, .503 OD and .945 OAL.	\$ 9.25
	J-1535	Long Clutch Pressure Plate Spring Long clutch pressure plate spring made of alloy steel for long life. For use with Long Clutch Model 31A and other pressure plates. Measures: .161 Dia, 1.142 OD and 2.366 OAL.	\$ 12.50
	J-1537	Long Clutch Center Plate 3/8-16 Adjusting Screw Long Clutch center plate adjusting screw. For use with Model 31A Long clutch and others. For use with our part numbers J-1538 and J-1539. Material: Steel; Finish: Natural; Thread: 3/8-16; OAL: 2.00; Thread length: .750; Head: .700 OD, slotted with notches underneath to engage lock plate.	\$ 39.25
	J-1538	Long Clutch Adjusting Screw Spring Adjusting screw spring. Used on Long double plate clutches to hold the lock plate against the adjusting screw. For use with Models 31A and others. Material: Compression spring; Wire DIA: .050; OD: .500; Free length: 1.093.	\$ 3.25
	J-1539	Long Clutch Adjusting Screw Lock Plate Long clutch center plate adjusting screw lock plate. For use on Model 31A and others. For use with our part numbers J-1538 & J-1537. Material: Steel; Finish: Natural; Thickness: .032; Hole ID: .40.	\$ 8.25
	J-1548-A	Long Clutch Center Drive Plate Model 31A & Others Long clutch center drive plate for Model 31A and others. Plate has been drilled for drive studs and separator spring rivets. Material: Cast iron; OD: 12.875; ID: 6.00; Thickness: .441.	\$ 386.25
	J-1550-A	Long Clutch Pressure Plate Model 31A & Others Long clutch pressure plate for Model 31A and others. Plate is drilled for spring locating cups and can be drilled for ring style spring locator. Material: Cast iron; OD: 12.875; ID: 6.00; Thickness: .462.	\$ 386.25

	SKU	Product Name	Price
	J-1557	Long Clutch Release Lever Tension Spring Long clutch release lever tension spring. Conical spring with a pilot that fits between the clutch cover and the release lever. For use with Model 31A and others.	\$ 11.00
	MISC-0006	Long Clutch Finger Adjusting Screw Long Clutch finger adjusting screw. Used on all Long Clutch CF style clutches. Measures .8" long with 5/16-24 thread.	\$ 8.25
<b>Marmon</b>			
	MAR-0006	Marmon Clutch Stud Clutch stud for all V-16 Marmons using a double plate clutch. Precision ground to a tolerance of .0005. Six required per car. Material: 4140, heat treat grade 8; Finish: Natural; Thread: 1/2-20, 5/16-24; OAL: 3.492; Center: 2.036 x .722; 1/2-20 Side: .581; 5/16-24 Side: .875.	\$ 46.50
	MAR-0010	Marmon Clutch Pressure Plate Spring Marmon V-16 clutch pressure plate spring. Material: Silichrome steel, shot peened for added strength; Finish: Natural; Wire: .177; OD: 1.225; Free length: 1.875.	\$ 16.50
	MAR-0018	Marmon Clutch Anti Rattle Spring Anti-rattle spring for Marmon V-16 clutches. Material: Steel; OD: .312; Length: .041; Wire: 1.250.	\$ 3.25
	MAR-0019	Marmon Clutch Center Plate Lifting Spring Center plate lifting spring for Marmon V-16 clutches. Material: Steel; OD: .563; Wire: .079; Length: 1.331.	\$ 3.25
<b>Rolls Royce</b>			
	RR-0096	Rolls Royce Phantom II Lock Washer E 50341 Rolls Royce Phantom II lock washer for use in the clutch plate for flywheel, four required per car. Rolls Royce part number E 50341. Material: Carbon steel; Finish: Natural; OAL: .800; OD: .458; ID: .250, Thickness: .030.	\$ 5.25
<b>Voisin</b>			
	V-0003	Voisin 6 Cylinder Clutch Arm & Pin Assembly Clutch arm and pin assembly for 1934-36 Voisin 6 cylinders. Arm pin hole is honed to .433 to fit our pins.	\$ 154.50

# Terms and Conditions

## Returns

Items must be returned in new unused condition within 14 days of receipt. Items returned after 14 days of receipt are subject to a 15% restocking fee. No returns will be accepted after 90 days from the original purchase date. Original shipping charges are non-refundable. Refunds will be issued upon receipt and inspection of the returned item and will be issued in the manner payment was received. For returns made after 60 days, refunds will be issued by check only.

Items which are cut to order and sold by the foot and items made to customer specified lengths or widths are not returnable.

When returning an item, please include a copy of your original invoice and send the item to:

Classic & Exotic Service, Inc.  
Attn: Returns  
2032 Heide (USPS only)  
2000 Heide (UPS, FedEx only)  
Troy, MI 48084 USA

All returns must be mailed - we cannot accommodate in-person returns.

## Delivery

We ship worldwide Monday through Friday. Our normal handling time is 24 hours or less - many orders ship the same day they are placed. Some items may require an additional handling time - see individual product descriptions for information.

Expedited domestic shipping is through UPS. For expedited UPS shipping, orders must be received by 1PM EST. Orders received after 1PM EST will ship the next business day. UPS business days are Monday - Friday. Next Day Air orders placed on Friday will be delivered on Monday.

In some instances, non-expedited domestic orders may be shipped by USPS Priority Mail at our discretion. If your order must be shipped by UPS Ground, please note that when placing your order.

International shipping is through USPS Express Mail or UPS Worldwide services.

We do not ship by Fedex - that includes domestic and international orders.

Shipping cost is determined by package weight and shipment destination. Shipping cost for your order can be viewed in your shopping cart by entering a shipment destination.